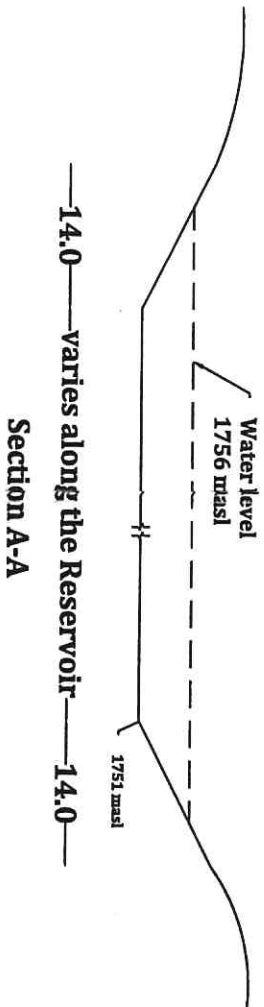
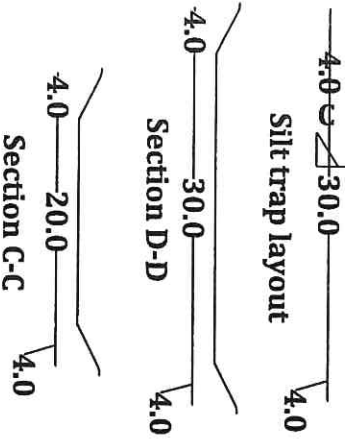
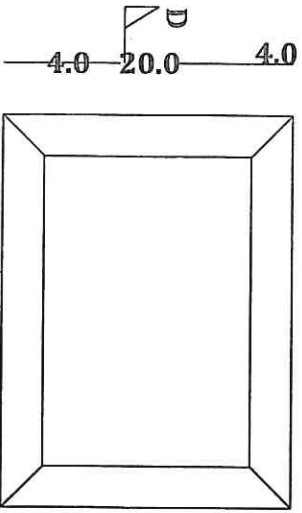
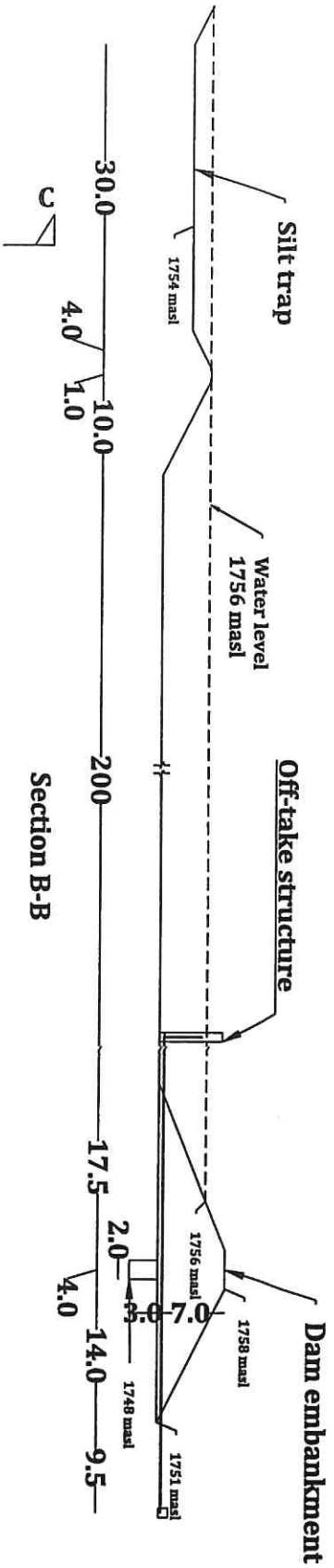


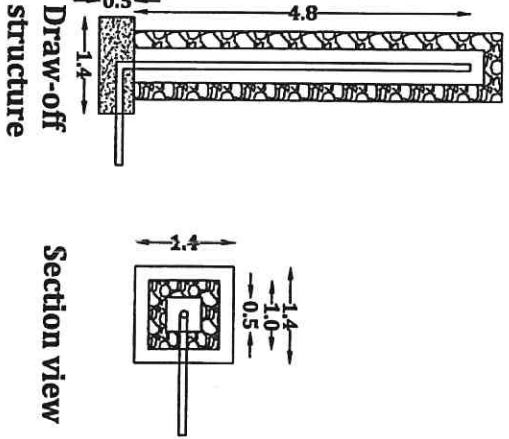
NOTES

1. All dimensions are in mm
2. Dimensions to be read

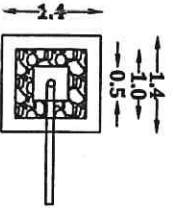


—14.0— varies along the Reservoir —14.0—

Section A-A



Draw-off structure



Section view



CENTRAL RIFT VALLEY WATER WORKS DEVELOPMENT AGENCY

Auxiliary structures and section views

Designed by D.Ng'ang'a Sheet

Drawn by D. Ng'ang'a 2 of 2

Checked by Lucy M Jan 2024

Approved by J. Salee

NOTES

1. All dimensions are in m
2. Dimensions to be read



CENTRAL RIFT VALLEY WATER WORKS
DEVELOPMENT AGENCY

Olemegli Small
Dam Layout

Designed by	D. Ng'ang'a	Jan 2024	Sheet
Drawn by	D. Ng'ang'a		1 of 2
Checked by	Lucy M.		
Approved by	J. Salee		

